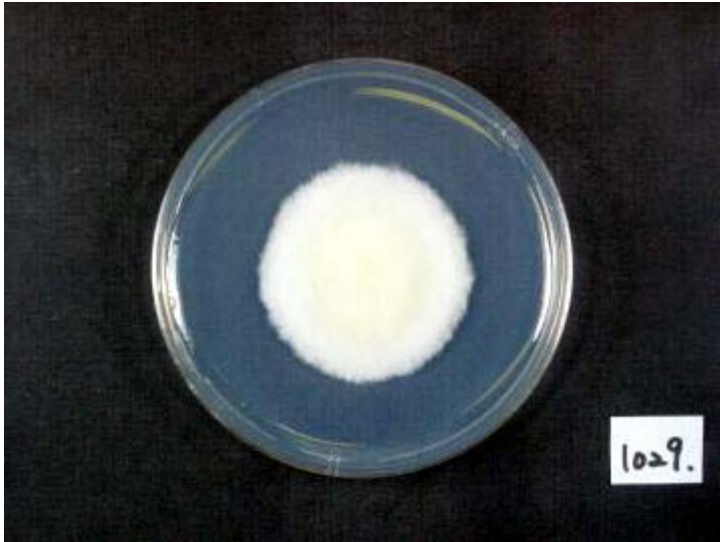
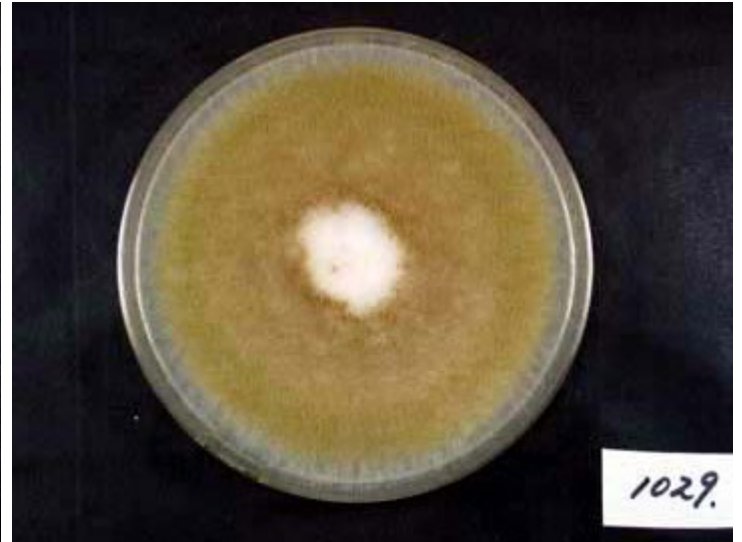


RIB1029

A.oryzae var. *brunneus* Murakami



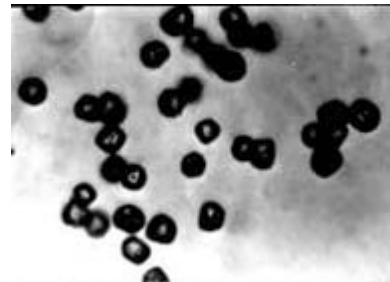
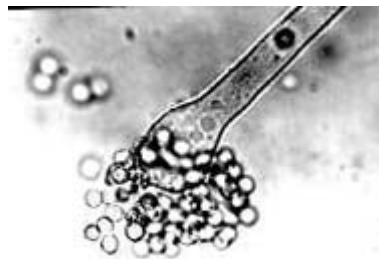
Colony on CD plate



Colony on koji extract plate

Mycological characters

Color of old slant culture	Diameter (mm) of colony at 34 C	Reverse side of Colony		Sclerotia
		Wrinkling	Color	
1	3	5	5	1
Roughness of stalk	Length of stalk (mm)	Diameter of vesicles (μ)	Roughness of conidia	Diameter of conidia (μ)
6	5	3	3	4
Ratio of biseriata sterigmata (%)	Production			
	Kojic acid	Pigments	Aflatoxins	Amylase
1	5	4	1	3
Coloration of hydroquinone	Reduction of methylene blue	Browning of rice koji	Pink color of conida in meidium with	
			Anisic acid	Anisaldehyde
5	4	4	3	3
Note	IFO 5239 <i>A. oryzae</i> (1965)-Okayama Noji Shikenjo, Ohashi 1055 for amazake ITS type A1a, AFHC type <i>A. oryzae</i> group2 (Tominaga et. al, AEM, 72, 484 (2006), Kiyota et. al, JBB, 111, 512 (2011))			



Photographs of conidiophore