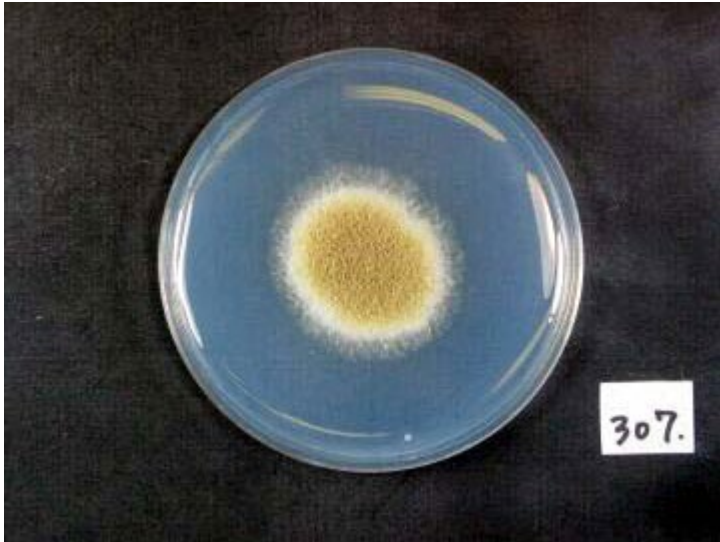
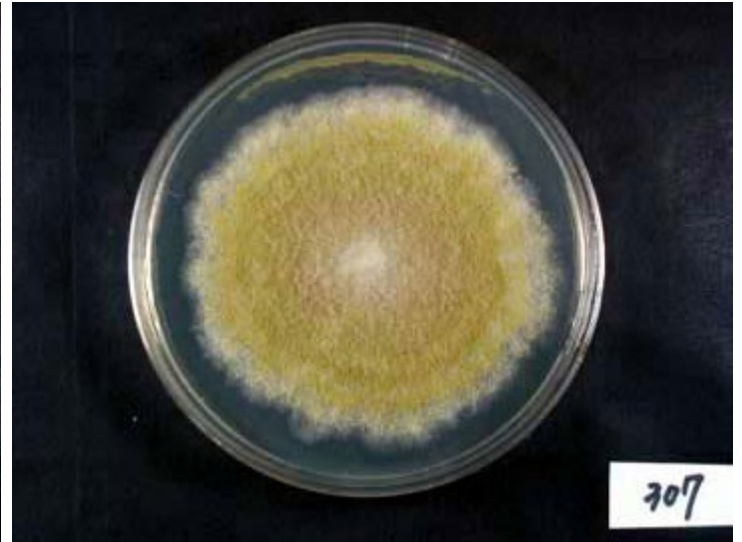


RIB307

A.oryzae var. *oryzae* Murakami



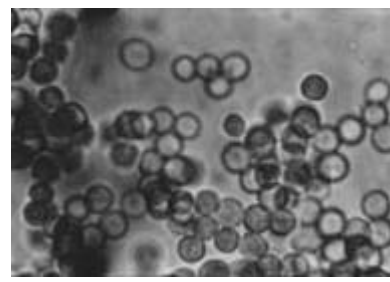
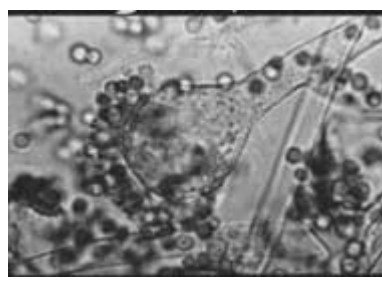
Colony on CD plate



Colony on koji extract plate

Mycological characters

Color of old slant culture	Diameter (mm) of colony at 34 C	Reverse side of Colony		Sclerotia
		Wrinkling	Color	
6	2	1	3	1
Roughness of stalk	Length of stalk (mm)	Diameter of vesicles (μ)	Roughness of conidia	Diameter of conidia (μ)
6	1	6	4	3
Ratio of biseriata sterigmata (%)	Production			
	Kojic acid	Pigments	Aflatoxins	Amylase
5	5	1	1	3
Coloration of hydroquinone	Reduction of methylene blue	Browning of rice koji	Pink color of conidia in meidium with	
			Anisic acid	Anisaldehyde
1	4	5	4	2
Note	from shoyu koji, Akita-Konno (1962) ITS type A2a, AFHC type A. oryzae group1 (Tominaga et. al, AEM, 72, 484 (2006), Kiyota et. al, JBB, 111, 512 (2011))			



Photographs of conidiophore