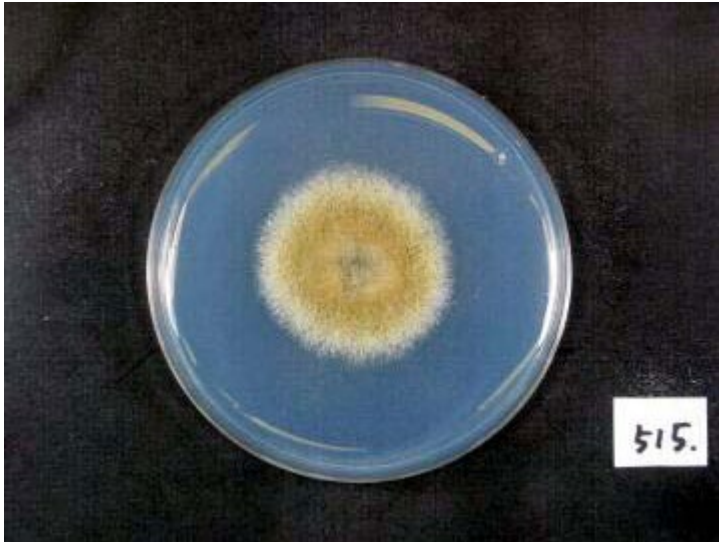
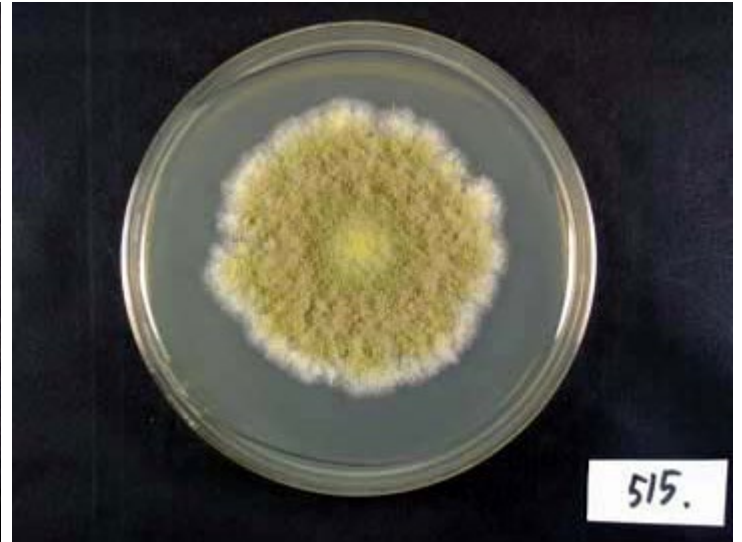


RIB515

A.oryzae var. *brunneus* Murakami



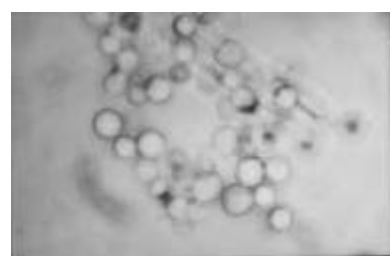
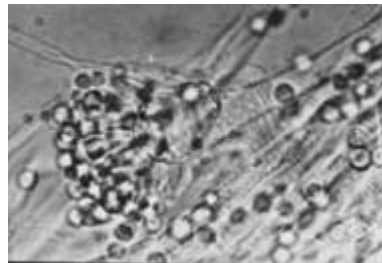
Colony on CD plate



Colony on koji extract plate

Mycological characters

Color of old slant culture	Diameter (mm) of colony at 34 C	Reverse side of Colony		Sclerotia
		Wrinkling	Color	
1	2	4	2	1
Roughness of stalk	Length of stalk (mm)	Diameter of vesicles (μ)	Roughness of conidia	Diameter of conidia (μ)
6	6	4	3	4
Ratio of biseriata sterigmata (%)	Production			
	Kojic acid	Pigments	Aflatoxins	Amylase
1	4	6	1	2
Coloration of hydroquinone	Reduction of methylene blue	Browning of rice koji	Pink color of conidia in meidium with	
			Anisic acid	Anisaldehyde
1	3	4	4	3
Note	from sake koji, Ueda (1961) ITS type A2a, AFHC type A. oryzae group1 (Tominaga et. al, AEM, 72, 484 (2006), Kiyota et. al, JBB, 111, 512 (2011))			



Photographs of conidiophore